

STATEMENT OF APPROVED BUDGET, UTILIZATIONS, DISBURSEMENTS AND BALANCES
(For Off-Budgetary Funds)
As at the Quarter Ending September 30, 2023

Department : State Universities and Colleges (SUCs)
 Agency/Entity : Negros Oriental State University
 Operating Unit : < not applicable >
 Organization Code (UACS) : 08 072 0000000
 Fund Cluster : 05 - Internally Generated Funds


(e.g. UACS Fund Cluster: 05-Internally Generated Funds and 06-Business Related Funds)


Particulars	UACS CODE	Approved Budget			Utilizations					Disbursements					Balances		
		Approved Budgeted Revenue	Adjustments (Reductions, Modifications/ Augmentations)	Adjusted Budgeted Revenue	1st Quarter Ending March 31	2nd Quarter Ending June 30	3rd Quarter Ending September 30	4th Quarter Ending December 31	Total	1st Quarter Ending March 31	2nd Quarter Ending June 30	3rd Quarter Ending September 30	4th Quarter Ending December 31	Total	Unutilized Budget	Unpaid Obligations (10-15)=(17+18)	
																5=[(3+(-4))]	10=(6+7+8+9)
1	2	3	4	5	6	7	8	9	10	11	12	13	14	15	16=(5-10)	17	18
General Administration and Support	1000000000000000	185,490,733.40	57,113,207.56	242,603,940.96	7,631,342.72	5,624,901.29	11,771,955.73	0.00	25,028,199.74	6,835,587.94	5,036,076.93	9,987,721.55	0.00	21,859,386.42	217,575,741.22	573,384.55	2,595,428.77
General Management and Supervision	1000001000010000	185,490,733.40	57,113,207.56	242,603,940.96	7,631,342.72	5,624,901.29	11,771,955.73	0.00	25,028,199.74	6,835,587.94	5,036,076.93	9,987,721.55	0.00	21,859,386.42	217,575,741.22	573,384.55	2,595,428.77
PS		6,953,689.07	852,915.00	7,806,604.07	556,964.69	675,865.67	65,217.09	0.00	1,298,047.45	490,754.31	675,865.67	65,217.09	0.00	1,231,837.07	6,508,556.62	66,210.38	0.00
MOOE		172,307,679.13	20,899,411.05	193,207,090.18	7,042,368.03	4,949,035.62	9,407,385.13	0.00	21,398,788.78	6,244,833.63	4,328,201.26	8,490,353.78	0.00	19,163,388.67	171,808,301.40	507,174.17	1,728,225.94
CO		6,229,365.20	35,360,881.51	41,590,246.71	32,010.00	0.00	2,299,353.51	0.00	2,331,363.51	0.00	32,010.00	1,432,150.68	0.00	1,464,160.68	39,258,883.20	0.00	867,202.83
Sub-Total, General Administration and Support		185,490,733.40	57,113,207.56	242,603,940.96	7,631,342.72	5,624,901.29	11,771,955.73	0.00	25,028,199.74	6,835,587.94	5,036,076.93	9,987,721.55	0.00	21,859,386.42	217,575,741.22	573,384.55	2,595,428.77
PS		6,953,689.07	852,915.00	7,806,604.07	556,964.69	675,865.67	65,217.09	0.00	1,298,047.45	490,754.31	675,865.67	65,217.09	0.00	1,231,837.07	6,508,556.62	66,210.38	0.00
MOOE		172,307,679.13	20,899,411.05	193,207,090.18	7,042,368.03	4,949,035.62	9,407,385.13	0.00	21,398,788.78	6,244,833.63	4,328,201.26	8,490,353.78	0.00	19,163,388.67	171,808,301.40	507,174.17	1,728,225.94
FinEx (If Applicable)		0.00	0.00	0.00	0.00	0.00	0.00	0.00	0.00	0.00	0.00	0.00	0.00	0.00	0.00	0.00	0.00
CO		6,229,365.20	35,360,881.51	41,590,246.71	32,010.00	0.00	2,299,353.51	0.00	2,331,363.51	0.00	32,010.00	1,432,150.68	0.00	1,464,160.68	39,258,883.20	0.00	867,202.83
Support to Operations	2000000000000000	147,737,409.23	3,607,756.88	151,345,166.11	5,739,892.11	7,446,606.08	5,244,840.38	0.00	18,431,338.57	860,781.64	2,641,454.07	8,119,642.30	0.00	11,621,878.01	132,913,827.54	394,445.52	6,415,015.04
Auxiliary Services	2000001000010000	147,737,409.23	3,607,756.88	151,345,166.11	5,739,892.11	7,446,606.08	5,244,840.38	0.00	18,431,338.57	860,781.64	2,641,454.07	8,119,642.30	0.00	11,621,878.01	132,913,827.54	394,445.52	6,415,015.04
PS		3,317,718.90	120,046.92	3,437,765.82	0.00	120,046.92	8,125.04	0.00	128,171.96	0.00	120,046.92	8,125.04	0.00	128,171.96	3,309,593.86	0.00	0.00
MOOE		125,051,128.40	2,904,606.57	127,955,734.97	5,370,542.11	6,029,295.53	4,369,715.34	0.00	15,769,552.98	860,781.64	2,367,666.15	7,150,994.63	0.00	10,379,442.42	112,186,181.99	394,445.52	4,995,665.04
CO		19,368,561.93	583,103.39	19,951,665.32	369,350.00	1,297,263.63	867,000.00	0.00	2,533,613.63	0.00	153,741.00	960,522.63	0.00	1,114,263.63	17,418,051.69	0.00	1,419,350.00
Sub-Total, Support to Operations		147,737,409.23	3,607,756.88	151,345,166.11	5,739,892.11	7,446,606.08	5,244,840.38	0.00	18,431,338.57	860,781.64	2,641,454.07	8,119,642.30	0.00	11,621,878.01	132,913,827.54	394,445.52	6,415,015.04
PS		3,317,718.90	120,046.92	3,437,765.82	0.00	120,046.92	8,125.04	0.00	128,171.96	0.00	120,046.92	8,125.04	0.00	128,171.96	3,309,593.86	0.00	0.00
MOOE		125,051,128.40	2,904,606.57	127,955,734.97	5,370,542.11	6,029,295.53	4,369,715.34	0.00	15,769,552.98	860,781.64	2,367,666.15	7,150,994.63	0.00	10,379,442.42	112,186,181.99	394,445.52	4,995,665.04
FinEx (If Applicable)		0.00	0.00	0.00	0.00	0.00	0.00	0.00	0.00	0.00	0.00	0.00	0.00	0.00	0.00	0.00	0.00
CO		19,368,561.93	583,103.39	19,951,665.32	369,350.00	1,297,263.63	867,000.00	0.00	2,533,613.63	0.00	153,741.00	960,522.63	0.00	1,114,263.63	17,418,051.69	0.00	1,419,350.00
Operations	3000000000000000	521,613,286.91	166,596,604.25	688,209,891.16	13,289,408.96	21,129,661.16	35,786,155.27	0.00	70,205,225.39	7,783,620.64	10,332,145.47	20,869,518.48	0.00	38,985,284.59	618,004,665.77	1,902,514.90	29,317,425.90
OO : Relevant and quality tertiary education ensured to achieve inclusive growth and access of poor but deserving students to quality tertiary education increased	3100000000000000	407,346,674.12	155,386,307.46	562,732,981.58	12,582,048.19	20,206,998.11	34,309,152.38	0.00	67,098,198.68	7,501,282.29	9,398,226.30	20,381,209.18	0.00	37,280,717.77	495,634,782.90	1,688,473.90	28,129,007.01
HIGHER EDUCATION PROGRAM	3101000000000000	407,346,674.12	155,386,307.46	562,732,981.58	12,582,048.19	20,206,998.11	34,309,152.38	0.00	67,098,198.68	7,501,282.29	9,398,226.30	20,381,209.18	0.00	37,280,717.77	495,634,782.90	1,688,473.90	28,129,007.01
Provision of Higher Education Services	3101001000020000	407,346,674.12	155,386,307.46	562,732,981.58	12,582,048.19	20,206,998.11	34,309,152.38	0.00	67,098,198.68	7,501,282.29	9,398,226.30	20,381,209.18	0.00	37,280,717.77	495,634,782.90	1,688,473.90	28,129,007.01
PS		46,465,555.72	(10,556,836.76)	35,908,718.96	217,050.60	962,664.28	189,364.99	0.00	1,369,079.87	217,050.60	962,664.28	189,364.99	0.00	3,539,639.09	0.00	0.00	0.00
MOOE		252,103,032.86	65,544,012.33	317,647,045.19	8,330,836.51	14,551,868.33	20,874,748.37	0.00	43,757,553.21	7,284,231.69	7,984,952.10	18,257,799.10	0.00	33,526,982.89	273,869,491.98	1,688,473.90	8,542,096.42
CO		108,778,085.54	100,399,131.69	209,177,217.43	4,034,161.08	4,692,365.50	13,245,039.02	0.00	21,971,565.60	0.00	450,609.92	1,934,045.09	0.00	2,384,655.01	187,205,651.83	0.00	19,586,910.59
OO : Higher education research improved to promote economic productivity and innovation	3200000000000000	65,049,812.01	10,844,666.79	75,894,478.80	360,627.68	370,149.06	1,162,472.59	0.00	1,893,249.33	178,403.26	523,678.48	233,466.00	0.00	935,747.74	74,001,229.47	193,241.00	764,260.59
ADVANCED EDUCATION PROGRAM	3201000000000000	8,756,548.53	274,800.00	9,031,348.53	44,879.16	9,980.84	0.00	0.00	54,860.00	44,879.16	9,980.84	0.00	0.00	54,860.00	8,976,488.53	0.00	0.00
Provision of Advanced Education Services	3201001000010000	8,756,548.53	274,800.00	9,031,348.53	44,879.16	9,980.84	0.00	0.00	54,860.00	44,879.16	9,980.84	0.00	0.00	54,860.00	8,976,488.53	0.00	0.00
PS		1,459,248.53	0.00	1,459,248.53	7,395.62	9,980.84	0.00	0.00	17,376.46	7,395.62	9,980.84	0.00	0.00	17,376.46	1,441,872.07	0.00	0.00
MOOE		7,297,300.00	224,800.00	7,522,100.00	37,483.54	0.00	0.00	0.00	37,483.54	37,483.54	0.00	0.00	0.00	37,483.54	7,484,616.46	0.00	0.00
CO		0.00	50,000.00	50,000.00	0.00	0.00	0.00	0.00	0.00	0.00	0.00	0.00	0.00	0.00	50,000.00	0.00	0.00
RESEARCH PROGRAM	3202000000000000	56,293,263.48	10,569,866.79	66,863,130.27	315,748.52	360,168.22	1,162,472.59	0.00	1,838,389.33	133,524.10	513,897.64	233,466.00	0.00	880,887.74	65,024,740.94	193,241.00	764,260.59
Conduct of Research Services	3202001000010000	56,293,263.48	10,569,866.79	66,863,130.27	315,748.52	360,168.22	1,162,472.59	0.00	1,838,389.33	133,524.10	513,897.64	233,466.00	0.00	880,887.74	65,024,740.94	193,241.00	764,260.59
PS		738,675.19	0.00	738,675.19	0.00	265,275.19	0.00	0.00	265,275.19	0.00	265,275.19	0.00	0.00	265,275.19	473,400.00	0.00	0.00
MOOE		53,369,998.49	(4,895,751.06)	48,474,247.43	314,193.32	81,037.03	1,138,421.09	0.00	1,533,651.44	131,968.90	234,766.45	233,466.00	0.00	600,201.35	46,940,595.99	169,189.50	764,260.59
CO		2,184,589.80	15,465,617.85	17,650,207.65	1,555.20	13,856.00	24,051.50	0.00	39,462.70	1,555.20	13,856.00	0.00	0.00	15,411.20	17,610,744.95	24,051.50	0.00


STATEMENT OF APPROVED BUDGET, UTILIZATIONS, DISBURSEMENTS AND BALANCES
(For Off-Budgetary Funds)
As at the Quarter Ending September 30, 2023


Department : State Universities and Colleges (SUCs)
 Agency/Entity : Negros Oriental State University
 Operating Unit : < not applicable >
 Organization Code (UACS) : 08 072 000000
 Fund Cluster : 05 - Internally Generated Funds
 (e.g. UACS Fund Cluster: 05-Internally Generated Funds and 06-Business Related Funds)

Particulars	UACS CODE	Approved Budget			Utilizations					Disbursements					Balances		
		Approved Budgeted Revenue	Adjustments (Reductions, Modifications/ Augmentations)	Adjusted Budgeted Revenue	1st Quarter Ending March 31	2nd Quarter Ending June 30	3rd Quarter Ending September 30	4th Quarter Ending December 31	Total	1st Quarter Ending March 31	2nd Quarter Ending June 30	3rd Quarter Ending September 30	4th Quarter Ending December 31	Total	Unused Budget	Unpaid Obligations (10-15)=(17+18)	
																5=[(3+(-4))]	6
OO - Community engagement increased	3300000000000000	49,216,800.78	365,630.00	49,582,430.78	346,733.09	552,513.99	314,530.30	0.00	1,213,777.38	103,935.09	410,040.69	254,843.30	0.00	768,819.08	48,368,853.40	20,800.00	424,158.30
TECHNICAL ADVISORY EXTENSION PROGRAM	3301000000000000	49,216,800.78	365,630.00	49,582,430.78	346,733.09	552,513.99	314,530.30	0.00	1,213,777.38	103,935.09	410,040.69	254,843.30	0.00	768,819.08	48,368,853.40	20,800.00	424,158.30
Provision of Extension Services	330100100001000	49,216,800.78	365,630.00	49,582,430.78	346,733.09	552,513.99	314,530.30	0.00	1,213,777.38	103,935.09	410,040.69	254,843.30	0.00	768,819.08	48,368,853.40	20,800.00	424,158.30
PS		239,162.31	0.00	239,162.31	0.00	36,661.69	0.00	0.00	36,661.69	0.00	36,661.69	0.00	0.00	36,661.69	202,500.62	0.00	0.00
MOOE		43,372,488.47	410,630.00	43,783,118.47	214,085.09	458,852.30	165,550.30	0.00	838,487.69	103,935.09	373,379.00	197,843.30	0.00	675,157.39	42,944,630.78	20,800.00	142,530.30
CO		5,605,150.00	(45,000.00)	5,560,150.00	132,648.00	57,000.00	148,980.00	0.00	338,628.00	0.00	0.00	57,000.00	0.00	57,000.00	5,221,522.00	0.00	281,628.00
Sub-Total, Operations		521,613,286.91	166,596,604.25	688,209,891.16	13,289,408.95	21,129,661.16	35,786,155.27	0.00	70,205,225.39	7,783,620.64	10,332,145.47	20,869,518.48	0.00	38,985,284.59	618,004,665.77	1,902,514.90	29,317,425.90
PS		48,902,641.75	(10,556,836.76)	38,345,804.99	224,446.22	1,274,582.00	189,364.99	0.00	1,688,393.21	224,446.22	1,274,582.00	189,364.99	0.00	1,688,393.21	36,657,411.78	0.00	0.00
MOOE		356,142,819.82	61,283,691.27	417,426,511.09	8,895,598.46	15,091,857.66	22,178,719.76	0.00	46,167,175.88	7,557,619.22	8,593,097.55	18,689,108.40	0.00	34,839,825.17	371,259,335.21	1,878,463.40	9,448,887.31
FinEx (If Applicable)		0.00	0.00	0.00	0.00	0.00	0.00	0.00	0.00	0.00	0.00	0.00	0.00	0.00	0.00	0.00	0.00
CO		116,567,825.34	115,869,749.74	232,437,575.08	4,168,364.28	4,763,221.60	13,418,070.52	0.00	22,349,656.30	1,555.20	464,465.92	1,991,045.09	0.00	2,457,066.21	210,087,918.78	24,051.50	19,868,538.59
GRAND TOTAL		854,841,429.54	227,317,568.69	1,082,158,998.23	26,660,643.79	34,201,168.53	52,802,951.38	0.00	113,664,763.70	15,479,990.22	18,009,676.47	38,976,882.33	0.00	72,466,549.02	968,494,234.53	2,870,344.97	38,327,869.71
PS		59,174,049.72	(9,583,874.84)	49,590,174.88	781,410.91	2,070,494.59	262,707.12	0.00	3,114,612.62	715,200.53	2,070,494.59	262,707.12	0.00	3,048,402.24	46,475,562.26	66,210.38	0.00
MOOE		653,501,627.35	85,087,708.89	738,589,336.24	21,309,508.60	26,070,188.81	35,955,820.23	0.00	83,335,517.64	14,763,234.49	15,288,984.96	34,330,456.81	0.00	64,382,656.26	655,253,818.60	2,780,083.09	16,172,778.29
FinEx (If Applicable)		0.00	0.00	0.00	0.00	0.00	0.00	0.00	0.00	0.00	0.00	0.00	0.00	0.00	0.00	0.00	0.00
CO		142,165,752.47	151,813,734.64	293,979,487.11	4,569,724.28	6,060,485.13	16,584,424.03	0.00	27,214,633.44	1,555.20	650,216.92	4,383,718.40	0.00	5,035,490.52	266,764,853.67	24,051.50	22,155,091.42

Certified Correct:

 RENE BOY A. CATUBIG, CPA, MBA
 Acting - Chief Administrative Officer - Finance
 Date: October 25, 2023 03:36 PM

Certified Correct:

 MAURICE ANAVER B. DORDADO, CPA
 University Chief Accountant
 Date: October 25, 2023 03:36 PM

FOR: 
 Recommending Approval By:
 NOEL MARJON E. YASI, PSY.D.
 Vice - President for Administration and Finance
 Date: October 25, 2023 03:42 PM

Approved By:

 JOEL P. AMSON, PH.D.
 University President
 Date: October 25, 2023 03:42 PM